

MONTHLY DISTRIBUTION REPORT 2023

6702-GUY PERKINS PUBLIC SCHOOLS

REV CODES		APRIL
	FAULKNER COUNTY	
7201	Current Taxes	143,735.17
9904	Less Treas Comm	(359.34)
7004	Property Tax Relief	25,467.07
9904	Less Treas Comm	(63.67)
7203	Delinquent Personal Taxes	6,267.82
9904	Less Treas Comm	(15.67)
7208	Delinquent personal cost	52.43
9904	Less Treas Comm	(0.13)
7202	Delinquent Real Estate Taxes	990.30
9904	Less Treas Comm	(2.48)
7205	Delinquent Real Penalty	99.75
9904	Less Treas Comm	(0.25)
7207	Delinquent Real cost	8.61
9904	Less Treas Comm	(0.02)
7254	Delinquent Real interest	41.50
9904	Less Treas Comm	(0.10)
7210	State Land Sales	437.63
9904	Less Treas Comm	(1.09)
8703	Excess Treas Comm	-
9250	Prior Year Adjustment	-
8768	Overestimate Assess Sal & Exp	(175.23)
7213	Excess Coll Comm	64,261.53
7255	Delinquent Collector's Int	10.34
9904	Less Treas Comm	(0.03)
7255	Current Collector's Int	289.74
9904	Less Treas Comm	(0.72)
7550	Dec Treasurer's Interest	-
7251	Less Tax Refunds	-
	SUBTOTAL-URT TOTAL	241,043.16
7107	Mineral Leasing	2.35
9904	Less Treas Comm	(0.01)
7006	Common School Fund Dist	13.34
9904	Less Treas Comm	(0.03)
7211	Payment in lieu of Property Tax	-
9904	Less Treas Comm	-
	TOTAL FAULKNER COUNTY	241,058.81

*Mineral Leasing and Common School Fund Distribution will not be on the URT report

Faulkner County Treasurer
 Monthly Distribution Report
 04/01/2023 - 04/30/2023

Posted on/Before 04/13/2023

<u>Transaction</u>		<u>Date</u>	<u>Amount</u>	<u>Commission</u>	<u>Net Totals</u>
6702 Guy-Perkins Public Schools					
7004 Property Tax Relief Tax					
Distribution	948	04/11/2023	25,467.07	-63.67	25,403.40
*Total 7004 Property Tax Relief Tax			25,467.07	-63.67	25,403.40
7006 Severance Tax					
Distribution	947	04/11/2023	13.34	-0.03	13.31
*Total 7006 Severance Tax			13.34	-0.03	13.31
7201 Property Tax - Current					
Distribution	954	04/12/2023	143,735.17	-359.34	143,375.83
*Total 7201 Property Tax - Current			143,735.17	-359.34	143,375.83
7202 Property Tax - Delinquent Real Estate					
Distribution	949	04/11/2023	990.30	-2.48	987.82
*Total 7202 Property Tax - Delinquent Real Estate			990.30	-2.48	987.82
7203 Property Tax - Delinquent Personal					
Distribution	950	04/11/2023	6,267.82	-15.67	6,252.15
*Total 7203 Property Tax - Delinquent Personal			6,267.82	-15.67	6,252.15
7205 Property Tax - Delinquent Real Estate Penalty					
Distribution	949	04/11/2023	99.75	-0.25	99.50
*Total 7205 Property Tax - Delinquent Real Estate P			99.75	-0.25	99.50
7207 Property Tax - Delinquent Real Estate Cost					
Distribution	949	04/11/2023	8.61	-0.02	8.59
*Total 7207 Property Tax - Delinquent Real Estate C			8.61	-0.02	8.59
7208 Property Tax - Delinquent Personal Cost					
Distribution	950	04/11/2023	52.43	-0.13	52.30
*Total 7208 Property Tax - Delinquent Personal Cost			52.43	-0.13	52.30
7210 State Land Sales / Redemptions					
Distribution	946	04/05/2023	437.63	-1.09	436.54
*Total 7210 State Land Sales / Redemptions			437.63	-1.09	436.54
7213 Excess Collector's Commission					
Distribution	953	04/12/2023	64,261.53	0.00	64,261.53
*Total 7213 Excess Collector's Commission			64,261.53	0.00	64,261.53

Faulkner County Treasurer
 Monthly Distribution Report
 04/01/2023 - 04/30/2023

Posted on/Before 04/13/2023

<u>Transaction</u>	<u>Date</u>	<u>Amount</u>	<u>Commission</u>	<u>Net Totals</u>
7254 Delinquent Real Estate Interest				
Distribution 949	04/11/2023	41.50	-0.10	41.40
*Total 7254 Delinquent Real Estate Interest		41.50	-0.10	41.40
 7255 Interest Collector & Treasurer				
Distribution 951	04/12/2023	10.34	-0.03	10.31
Distribution 952	04/12/2023	289.74	-0.72	289.02
*Total 7255 Interest Collector & Treasurer		300.08	-0.75	299.33
 8768 Assessor's Salary & Expense Overpayment				
Distribution 955	04/12/2023	-175.23	0.00	-175.23
*Total 8768 Assessor's Salary & Expense Overpayment		-175.23	0.00	-175.23

Faulkner County Treasurer
 Monthly Distribution Report
 04/01/2023 - 04/30/2023

Posted on/Before 04/13/2023

Rev	Description	Guy-Perkins Public Schools 6702
7004	Property Tax Relief Tax	25,467.07
	Treasurer's Commission	-63.67
	Net Total	25,403.40
7006	Severance Tax	13.34
	Treasurer's Commission	-0.03
	Net Total	13.31
7201	Property Tax - Current	143,735.17
	Treasurer's Commission	-359.34
	Net Total	143,375.83
7202	Property Tax - Delinquent	990.30
	Treasurer's Commission	-2.48
	Net Total	987.82
7203	Property Tax - Delinquent	6,267.82
	Treasurer's Commission	-15.67
	Net Total	6,252.15
7205	Property Tax - Delinquent	99.75
	Treasurer's Commission	-0.25
	Net Total	99.50
7207	Property Tax - Delinquent	8.61
	Treasurer's Commission	-0.02
	Net Total	8.59
7208	Property Tax - Delinquent	52.43
	Treasurer's Commission	-0.13
	Net Total	52.30
7210	State Land Sales / Redemp	437.63
	Treasurer's Commission	-1.09
	Net Total	436.54
7213	Excess Collector's Commis	64,261.53
	Treasurer's Commission	0.00

Prepared by: Lisa Cook
 TR.SPECIAL.FUND

Funds : 6702
 Revn. : ALL

Printed 11:23:44 13 APR 2023

Faulkner County Treasurer
 Monthly Distribution Report
 04/01/2023 - 04/30/2023

Posted on/Before 04/13/2023


Rev Description	Guy-Perkins Public Schools
	<u>6702</u>
Net Total	64,261.53
7254 Delinquent Real Estate In Treasurer's Commission	41.50 -0.10
Net Total	41.40
7255 Interest Collector & Trea Treasurer's Commission	300.08 -0.75
Net Total	299.33
8768 Assessor's Salary & Expen Treasurer's Commission	-175.23 0.00
Net Total	-175.23
Total	241,056.47

**Total Amount Paid

241,056.47

Check Number

DD3159



Scott Sanson, Faulkner County Treasurer

04/13/2023

Date

FILED

MAR 14 2023

MARGARET DARTER
FAULKNER COUNTY CLERK

BY AWatters DC

IN THE COUNTY COURT OF FAULKNER COUNTY, ARKANSAS

COURT ORDER NO. 23-142

**IN THE MATTER OF
EXCESS COLLECTOR'S
COMMISSION DISTRIBUTION**

It is hereby ordered that the excess commission of the Faulkner County Collector be distributed to the taxing entities by the Faulkner County Treasurer in accordance with the attached excess commission report.

IT IS SO ORDERD.



ALLEN DODSON
FAULKNER COUNTY JUDGE
March 14, 2023

APPROVED BY:



Margaret Darter
County Clerk

D953
4/12/23

**FAULKNER COUNTY
EXCESS COLLECTOR'S COMMISSION
2020 TAXES COLLECTED IN 2021**

TAX UNIT	Regular Comm Chrg'd	PTR Comm Chrg'd	Total Comm Chrg'd	Excess Collector's Commission		Factor	Adjusted Ex. Coll. Comm.
Schools							
1- Conway	\$ 1,841,722.20	\$ (168,554.40)	\$ 1,673,167.80	\$ 1,733,902.97	6700	0.504349911	\$ 1,725,363.28
2 - Southside	19,241.03	(1,471.53)	\$ 17,769.50	18,414.52	6701	0.005356333	\$ 18,323.83
17 - Vilonia	273,540.30	(52,235.83)	\$ 221,304.47	229,337.71	6702	0.066708723	\$ 228,208.19
21 - Quitman	41,195.47	(4,559.21)	\$ 36,636.26	37,966.14	6703	0.01104342	\$ 37,779.15
34 - Guy-Perkins	70,598.94	(8,281.44)	\$ 62,317.50	64,579.59	6707	0.018784621	\$ 64,261.53
35 - Rosebud	4,341.11	(136.30)	\$ 4,204.81	4,357.44	6708	0.001267473	\$ 4,335.98
41 - Mt. Vernon/Enola	56,300.00	(7,889.88)	\$ 48,410.12	50,167.38	6703	0.014592462	\$ 49,920.30
47 - Greenbrier	407,988.55	(57,444.66)	\$ 350,543.89	363,268.46	6704	0.105665899	\$ 361,479.32
77 - Pulaski County	5,117.58	(891.33)	\$ 4,226.25	4,379.66	6709	0.001273936	\$ 4,358.09
78 - Mayflower	129,347.32	(19,757.02)	\$ 109,590.30	113,568.37	6705	0.033034258	\$ 113,009.03
Total Schools	2,849,392.50	(321,221.60)	2,528,170.90	2,619,942.24			
County							
County General	337,553.47	(36,918.29)	300,635.18	311,598.06	1000	0.090636245	\$ 310,063.40
County Road (Full)	135,079.09	(22,971.38)	112,107.71	116,177.16	2000	0.033793091	\$ 115,604.97
County Road (Split)	-	-	-	-	2000	0	\$ -
County Library	73,287.42	8,204.06	81,491.48	84,449.58	3008	0.024564315	\$ 84,033.66
Emergency Squad	3,073.94	-	3,073.94	3,185.52	3400	0.00092659	\$ 3,169.83
Museum	2,385.42	-	2,385.42	2,472.01	3401	0.000719047	\$ 2,459.84
Animal Welfare & Control	4,321.34	-	4,321.34	4,478.20	3404	0.001302599	\$ 4,456.14
Soil Conservation	2,376.41	-	2,376.41	2,462.67	3413	0.00071633	\$ 2,450.54
Extension Services	2,365.71	-	2,365.71	2,451.58	3414	0.000713105	\$ 2,439.51
Total County	560,442.80	(51,685.61)	508,757.19	527,274.78			
Conway General	128,123.95	(9,891.05)	118,232.90	122,524.70		0.035639435	\$ 121,921.25
Conway Road	59,787.12	-	59,787.12	61,957.36		0.018021879	\$ 61,652.21
Conway Police Pension	16,821.03	(1,318.81)	15,502.22	16,064.94		0.004672898	\$ 15,985.82
Conway Fire Pension	16,821.03	(1,318.81)	15,502.22	16,064.94		0.004672898	\$ 15,985.82
Conway Non-Uniform Pensi	16,821.03	(1,318.81)	15,502.22	16,064.94		0.004672898	\$ 15,985.82
Damascus General	349.40	(32.79)	316.61	328.10	6671	9.54363E-05	\$ 326.48
Damascus Road	163.05	-	163.05	168.97	6630	4.91492E-05	\$ 168.14
Vilonia General	5,992.39	(928.43)	5,063.96	5,247.78	6601	0.001526451	\$ 5,221.93
Vilonia Road	2,796.27	-	2,796.27	2,897.77	6672	0.00084289	\$ 2,883.50

Guy General	1,455.69	(222.07)	1,233.62	1,278.40	6602	0.000371855	\$	1,272.10
Guy Road	509.39	-	509.39	527.88	6632	0.000153547	\$	525.28
Mt Vernon General	118.17	(17.06)	101.11	104.78	6603	3.04779E-05	\$	104.26
Mt Vernon Road	71.92	-	71.92	74.53	6633	2.1679E-05	\$	74.16
Enola General	170.28	(39.32)	130.96	135.71	6604	3.94747E-05	\$	135.04
Enola Road	158.94	-	158.94	164.71	6634	4.79101E-05	\$	163.90
Greenbrier General	11,053.87	(1,587.65)	9,466.22	9,809.84	6606	0.002853442	\$	9,761.53
Greenbrier Road	3,868.32	-	3,868.32	4,008.74		0.001166044	\$	3,989.00
Wooster General	1,967.18	(266.51)	1,700.67	1,762.40		0.000512639	\$	1,753.72
Wooster Road	917.46	-	917.46	950.76		0.000276553	\$	946.08
Mayflower General	4,122.08	(647.09)	3,474.99	3,601.13		0.001047481	\$	3,583.39
Mayflower Road	1,442.21	-	1,442.21	1,494.56		0.000434731	\$	1,487.20
Quitman General	81.69	(11.04)	70.65	73.21		2.1295E-05	\$	72.85
Quitman Road	34.64	-	34.64	35.90		1.04424E-05	\$	35.72
Twin Groves General	395.24	(88.03)	307.21	318.36		9.26031E-05	\$	316.79
Twin Grover Road	125.11	-	125.11	129.65		3.7712E-05	\$	129.01
Holland General	-	-	-	-			\$	-
Holland Road	255.39	-	255.39	264.66		7.69831E-05	\$	263.36
	274,422.85	(17,687.47)	256,735.38	266,054.72				
Timber Tax	635.54		635.54	658.61	6006	0.000191574	\$	655.37
Improvement Dist.								
Conway Multi Improv Dist	5,300.19		5,300.19	5,492.58	6518	0.001597657	\$	5,465.51
Twin Groves Fire Dist	131.00		131.00	135.76	6519	3.94893E-05	\$	135.09
Tupelo Imp Dist	604.86		604.86	626.82	6803	0.000182327	\$	623.73
Levee Dist	-		-	-	6804	0	\$	-
Beaverfork Fire Dist	2,455.94		2,455.94	2,545.09	6501	0.000740304	\$	2,532.56
Hilltop Fire Dist	735.12		735.12	761.80	6500	0.000221589	\$	758.05
Pine Village Fire Dist	524.11		524.11	543.13	6502	0.000157983	\$	540.46
Saltillo Fire Dist	529.00		529.00	548.20	6503	0.000159458	\$	545.50
Mayflower Fire Dept	2,503.70		2,503.70	2,594.58	6504	0.0007547	\$	2,581.80
Mt Vernon Fire Dept	200.21		200.21	207.48	6505	6.03509E-05	\$	206.46
Wescon Fire Dept	236.13		236.13	244.70	6507	7.11772E-05	\$	243.49
Cato Fire Dept	284.21		284.21	294.53	6506	8.56716E-05	\$	293.08
Guy Fire Dept	508.91		508.91	527.38	6509	0.000153402	\$	524.78
Liberty Fire Dept	2,446.73		2,446.73	2,535.55	6510	0.000737529	\$	2,523.06
Holland Fire Dept	207.21		207.21	214.73	6511	6.24597E-05	\$	213.67
Hwy 286 Fire Dept	1,319.54		1,319.54	1,367.44	6508	0.000397755	\$	1,360.71

Centerville Fire Dept	314.31	314.31	325.72	6512	9.4744E-05	\$	324.12
Viloni Fire Dept	958.43	958.43	993.22	6513	0.000288903	\$	988.33
Wooster Fire Dept	1,340.84	1,340.84	1,389.51	6514	0.000404174	\$	1,382.67
Enola Fire Dept	427.91	427.91	443.44	6517	0.000128986	\$	441.26
Central Water Dist #1	1,846.85	1,846.85	1,913.89	6816	0.000556704	\$	1,904.46
Seven Point Lake Proj	251.81	251.81	260.95	6815	7.5904E-05	\$	259.66
	23,127.01	-	23,127.01			\$	-
	\$ 3,708,020.70	\$ (390,594.68)	\$ 3,317,426.02			\$	3,420,964.77

FILED

APR 12 2023

MARGARET DARTER
FAULKNER COUNTY CLERK
BY C. Watters DC


IN THE COUNTY COURT OF FAULKNER COUNTY

COURT ORDER 23-170

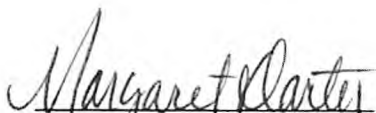
IN THE MATTER OF
ASSESSOR SALARY &
EXPENSES OVERPAYMENT

It is hereby ordered that the Assessor's Salary & Expense Overpayment in the amount of \$9,320.25 shall be withheld from the first distribution of Current Taxes received in April, 2023, from the taxing entities by the Faulkner County Treasurer pursuant to Exhibit A, which is attached hereto.

IT IS SO ORDERED.



Allen Dodson
Faulkner County Judge
April 12, 2023



Margaret Darter
Faulkner County Clerk

Assessors Salary & Expense Overpayment for FTS 2022

Estimated Period 12-13 Exp	\$	132,050.00
Actual Period 12-13 Exp	\$	141,370.25
	\$	<u>(9,320.25)</u>

Fund	Schools			
6700	Conway	\$ 43,315,408.31	0.49070976	\$ (4,573.54)
6701	Vilonia	\$ 6,420,236.53	0.072733303	\$ (677.89)
6702	Guy-Perkins	\$ 1,659,546.41	0.018800599	\$ (175.23)
6703	Mt Vernon-Enola	\$ 1,322,919.79	0.014987038	\$ (139.68)
6704	Greenbrier	\$ 9,586,118.83	0.108598816	\$ (1,012.17)
6705	Mayflower	\$ 3,038,379.28	0.034421062	\$ (320.81)
6706	Southside	\$ 452,721.96	0.005128777	\$ (47.80)
6707	Quitman	\$ 968,643.93	0.010973532	\$ (102.28)
6708	Rose Bud	\$ 102,230.82	0.001158148	\$ (10.79)
6709	Pulaski Co Special	\$ 120,161.06	0.001361276	\$ (12.69)
	Total Schools	\$ 66,986,366.92		\$ (7,072.88)
	<u>County</u>			
1000	County General	\$ 7,993,975.97	0.090561816	\$ (848.85)
2000	County Road (Full)	\$ 3,171,492.24	0.035929067	\$ (334.87)
3008	County Library	\$ 1,722,941.51	0.019518787	\$ (181.92)
3400	Emergency Squad	\$ 72,447.57	0.000820741	\$ (7.65)
3401	Museum	\$ 56,220.27	0.000636906	\$ (5.94)
3404	Animal Welfare & Control	\$ 101,846.62	0.001153796	\$ (10.75)
3413	Soil Conservation	\$ 56,007.93	0.0006345	\$ (5.91)
3414	Extension Services	\$ 55,755.88	0.000631645	\$ (5.89)
3042	Late Assessment Fee	\$ 3,327.50	3.76964E-05	\$ (0.35)
3011	Reappraisal Cost	\$ 373,257.50	0.004228544	\$ (39.41)
	Total County	\$ 13,607,272.99		\$ (1,441.54)
	<u>Cities</u>			
6600	Conway General	\$ 3,014,204.24	0.034147189	\$ (318.26)
	Conway Road	\$ 1,408,632.52	0.015958056	\$ (148.73)
	Conway Police Pension	\$ 395,715.24	0.004482962	\$ (41.78)
	Conway Fire Pension	\$ 395,715.24	0.004482962	\$ (41.78)
	Conway Non-Uniform Pension	\$ 395,715.15	0.004482961	\$ (41.78)
	Conway Recreation	\$ 24,129.10	0.000273353	\$ (2.55)
	Conway Cemetary	\$ 22,943.34	0.00025992	\$ (2.42)
	Conway Animal Shelter	\$ 17,533.29	0.00019863	\$ (1.85)
6601	Damascus General	\$ 8,216.99	9.30883E-05	\$ (0.87)
	Damascus Road	\$ 3,841.34	4.35176E-05	\$ (0.41)
6602	Vilonia General	\$ 140,739.42	0.001594403	\$ (14.86)
	Vilonia Road	\$ 65,871.25	0.000746239	\$ (6.96)
	Vilonia City Vol	\$ 1,004.28	1.13772E-05	\$ (0.11)
6603	Guy General	\$ 34,193.49	0.00038737	\$ (3.61)
	Guy Road	\$ 12,000.14	0.000135947	\$ (1.27)
6604	Mt Vernon General	\$ 2,773.01	3.14148E-05	\$ (0.29)
	Mt Vernon Road	\$ 1,692.48	1.91737E-05	\$ (0.18)
6605	Enola General	\$ 3,994.50	4.52527E-05	\$ (0.42)
	Enola Road	\$ 3,744.48	4.24203E-05	\$ (0.40)
6606	Greenbrier General	\$ 259,677.96	0.002941829	\$ (27.42)
	Greenbrier Road	\$ 91,126.91	0.001032355	\$ (9.62)
6607	Wooster General	\$ 46,232.62	0.000523758	\$ (4.88)
	Wooster Road	\$ 21,618.71	0.000244913	\$ (2.28)

6608	Mayflower General	\$ 96,818.15	0.001096829	\$ (10.22)
	Mayflower Road	\$ 33,973.26	0.000384875	\$ (3.59)
	Mayflower City Vol	\$ 585.97	6.63831E-06	\$ (0.06)
6609	Quitman General	\$ 1,919.91	2.17502E-05	\$ (0.20)
	Quitman Road	\$ 816.17	9.24619E-06	\$ (0.09)
6610	Twin Groves General	\$ 9,271.69	0.000105037	\$ (0.98)
	Twin Grover Road	\$ 2,946.76	3.33831E-05	\$ (0.31)
6611	Holland General	\$ (4.76)	-5.39249E-08	\$ 4.76
	Holland Road	\$ 6,015.81	6.81517E-05	\$ (0.64)
	Total Cities	\$ 6,523,658.66		\$ (684.05)
	Timber Tax	\$ 29,920.21	0.000338959	\$ (3.16)
	<u>Improvement Dist.</u>			
6818	Conway Multi Imp Dist	\$ 254,623.63	0.002884569	\$ (26.88)
6819	Conway Wills DR Water	\$ 14,400.40	0.000163139	\$ (1.52)
	Twin Groves Fire Dist	\$ 6,273.48	7.10707E-05	\$ (0.66)
	Tupelo Imp Dist	\$ 28,975.93	0.000328261	\$ (3.06)
	Levee Dist	\$ -	0	\$ -
	Beaverfork Fire Dist	\$ 117,797.03	0.001334494	\$ (12.44)
	Hilltop Fire Dist	\$ 35,225.28	0.000399059	\$ (3.72)
	Pine Village Fire Dist	\$ 25,133.89	0.000284736	\$ (2.65)
	Saltillo Fire Dist	\$ 25,338.53	0.000287054	\$ (2.68)
	Mayflower Fire Dept	\$ 119,902.23	0.001358343	\$ (12.66)
	Mt Vernon Fire Dept	\$ 9,593.47	0.000108682	\$ (1.01)
	Wescon Fire Dept	\$ 11,315.89	0.000128195	\$ (1.19)
	Cato Fire Dept	\$ 13,627.58	0.000154384	\$ (1.44)
	Guy Fire Dept	\$ 24,404.39	0.000276471	\$ (2.58)
	Liberty Fire Dept	\$ 117,289.94	0.001328749	\$ (12.38)
	Holland Fire Dept	\$ 9,928.37	0.000112476	\$ (1.05)
	Hwy 286 Fire Dept	\$ 63,242.79	0.000716462	\$ (6.68)
	Centerville Fire Dept	\$ 15,071.34	0.00017074	\$ (1.59)
	Vilonia Fire Dept	\$ 45,956.89	0.000520634	\$ (4.85)
	Wooster Fire Dept	\$ 64,332.09	0.000728803	\$ (6.79)
	Enola Fire Dept	\$ 20,509.70	0.000232349	\$ (2.17)
6818	Central Water Dist #1	\$ 88,674.52	0.001004572	\$ (9.36)
6819	Seven Point Lake Proj	\$ 12,096.73	0.000137041	\$ (1.28)
	Total Imp Dist	\$ 1,123,714.10	0.012730285	\$ (118.65)
	Grand Total	\$ 88,270,932.88		\$ (9,320.28)