

## MONTHLY DISTRIBUTION REPORT 2024

### 6702-GUY PERKINS PUBLIC SCHOOLS

REV CODES		MARCH
	<b>FAULKNER COUNTY</b>	
7201	Current Taxes	-
9904	Less Treas Comm	-
7004	Property Tax Relief	-
9904	Less Treas Comm	-
7203	Delinquent Personal Taxes	-
9904	Less Treas Comm	-
7208	Delinquent personal cost	-
9904	Less Treas Comm	-
7202	Delinquent Real Estate Taxes	-
9904	Less Treas Comm	-
7205	Delinquent Real Penalty	-
9904	Less Treas Comm	-
7207	Delinquent Real cost	-
9904	Less Treas Comm	-
7254	Delinquent Real interest	-
9904	Less Treas Comm	-
7210	State Land Sales	-
9904	Less Treas Comm	-
8703	Excess Treas Comm	3,362.15
9250	Prior Year Adjustment	-
8768	Overestimate Assess Sal & Exp	(219.51)
7213	Excess Coll Comm	64,955.86
7255	Delinquent Collector's Int	-
9904	Less Treas Comm	-
7255	Current Collector's Int	-
9904	Less Treas Comm	-
7550	2023 Treasurer's & Collector's Comm Interest	3,905.44
7251	Less Tax Refunds	-
	<b>SUBTOTAL-URT TOTAL</b>	<b>72,003.94</b>
7107	Mineral Leasing	0.82
9904	Less Treas Comm	-
7006	Common School Fund Dist	-
9904	Less Treas Comm	-
7211	Payment in lieu of Property Tax	-
9904	Less Treas Comm	-
	<b>TOTAL FAULKNER COUNTY</b>	<b>72,004.76</b>

\*Mineral Leasing and Common School Fund Distribution will not be on the URT report

Faulkner County Treasurer  
 Monthly Distribution Report  
 03/21/2024 - 03/31/2024

Posted on/Before 03/25/2024

<u>Transaction</u>	<u>Date</u>	<u>Amount</u>	<u>Commission</u>	<u>Net Totals</u>
<b>6702 Guy-Perkins Public Schools</b>				
7213 Excess Collector's Commission				
Distribution	1040 03/21/2024	64,955.86	0.00	64,955.86
*Total 7213 Excess Collector's Commission		64,955.86	0.00	64,955.86
7550 Interest Distribution - (no TC)				
Distribution	1041 03/21/2024	568.94	0.00	568.94
Distribution	1043 03/21/2024	3,336.50	0.00	3,336.50
*Total 7550 Interest Distribution - (no TC)		3,905.44	0.00	3,905.44
8703 Excess Treasurer Commission				
Distribution	1039 03/21/2024	3,362.15	0.00	3,362.15
*Total 8703 Excess Treasurer Commission		3,362.15	0.00	3,362.15
8768 Assessor's Salary & Expense Overpayment				
Distribution	1042 03/21/2024	-219.51	0.00	-219.51
*Total 8768 Assessor's Salary & Expense Overpayment		-219.51	0.00	-219.51

Faulkner County Treasurer  
Monthly Distribution Report  
03/21/2024 - 03/31/2024

Posted on/Before 03/25/2024

Rev Description	Guy-Perkins Public Schools
	<u>6702</u>
7213 Excess Collector's Commis	64,955.86
Treasurer's Commission	0.00
Net Total	64,955.86
7550 Interest Distribution - (	3,905.44
Treasurer's Commission	0.00
Net Total	3,905.44
8703 Excess Treasurer Commissi	3,362.15
Treasurer's Commission	0.00
Net Total	3,362.15
8768 Assessor's Salary & Expen	-219.51
Treasurer's Commission	0.00
Net Total	-219.51
Total	72,003.94

\*\*Total Amount Paid 72,003.94

Check Number

DD3746

Scott Sanson Jr

Scott Sanson, Faulkner County Treasurer

03/25/2024

Date

FAULKNER COUNTY  
**Allen Dodson**  
COUNTY JUDGE  
801 LOCUST STREET • CONWAY, AR 72034

FILED  
TIME: 3:31 pm

MAR 19 2024

MARGARET DARTER  
FAULKNER COUNTY CLERK  
BY C. Walters DC

IN THE COUNTY COURT OF FAULKNER COUNTY, ARKANSAS  
COURT ORDER NO. 24-059

IN THE MATTER OF  
EXCESS COLLECTOR'S COMMISSION  
& COLLECTOR'S COMMISSION INTEREST  
DISTRIBUTION

It is hereby ordered that the Excess Commission and Collector's Commission Interest of the Faulkner County Collector be distributed to the taxing entities by the Faulkner County Treasurer in accordance with the attached excess commission report.

IT IS SO ORDERD.

  
\_\_\_\_\_  
ALLEN DODSON  
FAULKNER COUNTY JUDGE  
March 19, 2024

APPROVED BY:

  
\_\_\_\_\_  
Margaret Darter  
County Clerk



**FAULKNER COUNTY, ARKANSAS**  
**2022 TAXES COLLECTED IN 2023**  
**EXCESS COLLECTOR'S COMMISSIONS**

1213

			Tax Revenue		<del>8551</del>	7501
ENTITY	FUND	NAME			Excess Commissior	Coll Comm Intere
1	6700	CONWAY SD #1	\$46,012,911.21	0.48949797	\$ 1,749,079.78	\$ 15,320.07
17	6701	VILONIA SD #17	\$7,001,378.77	0.07448259	\$ 266,142.04	\$ 2,331.12
34	6702	GUY SD #34	\$1,708,788.92	0.01817857	\$ 64,955.86	\$ 568.94
41	6703	MT VERNON/ENOLA SD #41	\$1,418,562.18	0.01509105	\$ 53,923.53	\$ 472.31
47	6704	GREENBRIER SD #47	\$10,585,744.97	0.11261406	\$ 402,393.85	\$ 3,524.54
78	6705	MAYFLOWER SD #78	\$3,296,196.33	0.03506584	\$ 125,297.67	\$ 1,097.47
2	6706	SOUNTHSIDE SD #2	\$434,015.59	0.00461718	\$ 16,498.15	\$ 144.51
21	6707	QUITMAN SD #21	\$1,007,917.74	0.01072251	\$ 38,313.78	\$ 335.59
35	6708	ROSEBUD SD #35W	\$88,361.63	0.00094002	\$ 3,358.87	\$ 29.42
77	6709	PULASKI CO #77	\$136,413.24	0.0014512	\$ 5,185.45	\$ 45.42
801	1000	COUNTY GENERAL	\$8,526,547.80	0.09070775	\$ 324,117.96	\$ 2,838.90
802	2000	COUNTY ROAD	\$3,404,958.85	0.03622289	\$ 129,432.03	\$ 1,133.69
803	3008	COUNTY LIBRARY	\$1,843,078.20	0.01960717	\$ 70,060.57	\$ 613.66
32	3400	EMERGENCY SQUAD	\$67,429.73	0.00071734	\$ 2,563.19	\$ 22.45
39	3401	FAULKNER COUNTY MUSEUM	\$51,015.47	0.00054272	\$ 1,939.24	\$ 16.99
40	3404	ANIMAL WELFARE & CONTROL	\$91,796.66	0.00097656	\$ 3,489.45	\$ 30.56
41	3413	SOIL CONSERVATION	\$50,443.84	0.00053664	\$ 1,917.51	\$ 16.80
38	3414	EXTENSION SERVICE TAX	\$51,046.16	0.00054304	\$ 1,940.41	\$ 17.00
	3042	LATE ASSESSMENT FEE	\$3,803.50	4.0463E-05	\$ 144.58	\$ 1.27
101	6600	CONWAY CITY	\$3,187,623.68	0.03391081	\$ 121,170.51	\$ 1,061.32
201		CONWAY CITY ROAD	\$1,487,557.61	0.01582505	\$ 56,546.24	\$ 495.28
301		CONWAY POLICE PENSION	\$418,493.87	0.00445205	\$ 15,908.13	\$ 139.34
401		CONWAY FIREMAN PENSION	\$418,493.87	0.00445205	\$ 15,908.13	\$ 139.34
501		CONWAY NON-UNIFORM PENS.	\$418,493.34	0.00445205	\$ 15,908.11	\$ 139.34
33		CONWAY CITY RECREATION	\$22,573.35	0.00024014	\$ 858.08	\$ 7.52
34		CONWAY CITY CEMETERY	\$21,162.93	0.00022514	\$ 804.46	\$ 7.05
35		CONWAY ANIMAL SHELTER	\$16,483.33	0.00017535	\$ 626.58	\$ 5.49
102	6601	SOUTHSIDE CITY/DAMASCUS	\$8,672.02	9.2255E-05	\$ 329.65	\$ 2.89
202		SOUTHSIDE CITY/DAMASCUS ROAD	\$4,046.95	4.3053E-05	\$ 153.84	\$ 1.35
104	6602	VILONIA CITY	\$152,969.41	0.00162733	\$ 5,814.80	\$ 50.93
204		VILONIA CITY ROAD	\$71,385.73	0.00075942	\$ 2,713.57	\$ 23.77
36		VILONIA CITY VOL	\$978.69	1.0412E-05	\$ 37.20	\$ 0.33
106	6603	GUY CITY	\$36,707.78	0.00039051	\$ 1,395.37	\$ 12.22
206		GUY CITY ROAD	\$12,847.71	0.00013668	\$ 488.38	\$ 4.28
107	6604	MT VERNON CITY	\$3,136.78	3.337E-05	\$ 119.24	\$ 1.04

207		MT VERNON CITY ROAD	\$1,909.34	2.0312E-05	\$	72.58	\$	0.64
108	6605	ENOLA CITY	\$4,328.57	4.6049E-05	\$	164.54	\$	1.44
208		ENOLA CITY ROAD	\$4,040.01	4.2979E-05	\$	153.57	\$	1.35
109	6606	GREENBRIER CITY	\$292,087.47	0.00310731	\$	11,103.06	\$	97.25
209		GREENBRIER CITY ROAD	\$102,230.62	0.00108756	\$	3,886.07	\$	34.04
110	6607	WOOSTER CITY	\$47,792.78	0.00050843	\$	1,816.74	\$	15.91
210		WOOSTER CITY ROAD	\$22,303.29	0.00023727	\$	847.81	\$	7.43
111	6608	MAYFLOWER CITY	\$101,557.70	0.0010804	\$	3,860.49	\$	33.81
211		MAYFLOWER CITY ROAD	\$35,545.19	0.00037814	\$	1,351.17	\$	11.83
37		MAYFLOWER CITY VOL	\$663.23	7.0557E-06	\$	25.21	\$	0.22
105	6609	QUITMAN CITY	\$1,933.37	2.0568E-05	\$	73.49	\$	0.64
205		QUITMAN CITY ROAD	\$676.68	7.1987E-06	\$	25.72	\$	0.23
103	6610	TWIN GROVES CITY	\$9,946.93	0.00010582	\$	378.11	\$	3.31
203		TWIN GROVES CITY ROAD	\$3,164.91	3.3669E-05	\$	120.31	\$	1.05
212	6611	HOLLAND CITY ROAD	\$6,571.98	6.9915E-05	\$	249.82	\$	2.19
TIMB		TIMBER TAX	\$30,068.68	0.00031988	\$	1,142.99	\$	10.01
13	6818	CONWAY MULTI IMP DIST	\$139,475.63	0.00148378	\$	5,301.86	\$	46.44
73		CENTRAL BUSINESS IMP DIST #1						
	6816		\$88,842.54	0.00094513	\$	3,377.15	\$	29.58
14		CONWAY WILLS DR WATER						
	6819	PROJECT	\$13,851.18	0.00014735	\$	526.52	\$	4.61
25	6518	TWIN GROVES FIRE DIST	\$6,312.46	6.7154E-05	\$	239.95	\$	2.10
28	6803	TUPELO IMP DIST	\$30,274.14	0.00032206	\$	1,150.80	\$	10.08
29	6804	LEVEE DIST	\$0.00	0	\$	-	\$	-
50	6501	BEAVERFORK FIRE DIST	\$182,528.87	0.00194179	\$	6,938.43	\$	60.77
51	6500	HILLTOP FIRE DIST	\$42,312.53	0.00045013	\$	1,608.42	\$	14.09
52	6502	PINE VILLAGE FIRE DIST	\$25,405.11	0.00027027	\$	965.72	\$	8.46
53	6503	SALTILLO FIRE DIST	\$40,482.60	0.00043067	\$	1,538.86	\$	13.48
55	6504	MAYFLOWER FIRE DEPT	\$229,018.35	0.00243636	\$	8,705.63	\$	76.25
56	6505	MT. VERNON FIRE DEPT	\$9,548.63	0.00010158	\$	362.97	\$	3.18
57	6507	WESCON FIRE DEPT	\$11,433.14	0.00012163	\$	434.61	\$	3.81
59	6506	CATO FIRE DEPT	\$25,843.29	0.00027493	\$	982.38	\$	8.60
61	6509	GUY FIRE DEPT	\$24,106.50	0.00025645	\$	916.36	\$	8.03
62	6510	LIBERTY FIRE DEPT	\$120,822.84	0.00128535	\$	4,592.82	\$	40.23
63	6511	HOLLAND FIRE DEPT	\$11,223.53	0.0001194	\$	426.64	\$	3.74
64	6508	HWY 286 EAST FIRE DEPT	\$93,643.21	0.0009962	\$	3,559.64	\$	31.18
65	6512	CENTERVILLE FIRE DEPT	\$15,063.06	0.00016025	\$	572.59	\$	5.02
66	6513	VILONIA FIRE DEPT	\$57,920.13	0.00061617	\$	2,201.71	\$	19.28
67	6514	WOOSTER FIRE DEPT	\$65,663.59	0.00069855	\$	2,496.06	\$	21.86
69	6517	ENOLA FIRE DEPT	\$27,478.99	0.00029233	\$	1,044.55	\$	9.15
86	6815	SEVEN POINT LAKE PROJECT	\$12,099.75	0.00012872	\$	459.95	\$	4.03
		<b>Grand Total</b>	<b>\$94,000,208.67</b>			<b>\$3,573,211.51</b>	<b>\$</b>	<b>31,297.52</b>
						\$ 3,573,211.51	\$	31,297.52

*Jennifer Wang*

FAULKNER COUNTY  
**Allen Dodson**  
COUNTY JUDGE  
801 LOCUST STREET • CONWAY, AR 72034

FILED  
TIME: 2:53pm

MAR 19 2024

MARGARET DARTER  
FAULKNER COUNTY CLERK  
BY Crutcher DC


IN THE COUNTY COURT OF FAULKNER COUNTY, ARKANSAS  
COURT ORDER NO. 24- 056

**IN THE MATTER OF  
EXCESS TREASURER'S COMMISSION DISTRIBUTION**

It is hereby ordered that the excess commissions of the Faulkner County Treasurer be distributed in the amount of \$807,844.17 in accordance with the attached Excess Commission report.

**IT IS SO ORDERED.**

  
\_\_\_\_\_  
Scott Sanson  
Faulkner County Treasurer

  
\_\_\_\_\_  
Allen Dodson  
Faulkner County Judge  
March 12, 2024



## 2024 Excess Treasurer's Commission Calculations for year 2023


			Comm	8703	
			Drawn	EXCESS	FACTOR
				Treas Comm	
County General	1000	\$	258,471.35	\$ 171,788.45	0.664633
CARES Act	1005	\$	513.22	\$ 341.10	0.664633
Capital Improvement	1810	\$	2,758.35	\$ 1,833.29	0.664633
County Road	2000	\$	170,271.72	\$ 113,168.13	0.664633
Additional Motor Fuel	2003	\$	7,617.33	\$ 5,062.73	0.664633
Treasurer's Automation	3000	\$	132.34	\$ 87.96	0.664633
Collector's Automation	3001	\$	581.13	\$ 386.24	0.664633
Circuit Court Automation	3002	\$	154.49	\$ 102.68	0.664633
Assessor's Ammendment	3004	\$	896.37	\$ 595.76	0.664633
County Clerks Cost	3005	\$	1,863.37	\$ 1,238.46	0.664633
County Recorders Cost	3006	\$	14,810.66	\$ 9,843.65	0.664633
Sherrif's Automation	3007	\$	120.93	\$ 80.37	0.664633
County Library	3008	\$	44,272.07	\$ 29,424.66	0.664633
Child Support	3012	\$	118.41	\$ 78.70	0.664633
Drug Control	3015	\$	0.15	\$ 0.10	0.664633
Breathalyzer	3016	\$	0.54	\$ 0.36	0.664633
Jail Fees	3017	\$	7,565.26	\$ 5,028.12	0.664633
Jail Booking Fee	3018	\$	355.08	\$ 236.00	0.664633
911	3020	\$	4,622.55	\$ 3,072.30	0.664633
Public Defender	3024	\$	715.88	\$ 475.80	0.664633
Victim of Crime	3025	\$	490.35	\$ 325.90	0.664633
Public Defender Inv	3026	\$	299.52	\$ 199.07	0.664633
Dist Court Probation Fees	3027	\$	1,284.30	\$ 853.59	0.664633
Drug Court	3028	\$	134.31	\$ 89.27	0.664633
Public Safety Act 749 of 1983	3029	\$	13.50	\$ 8.97	0.664633
Juvenile Probation Fees	3031	\$	585.43	\$ 389.10	0.664633
Juvenile Court Representation	3032	\$	0.33	\$ 0.22	0.664633
Circuit Clerk Commission Fee	3039	\$	29.08	\$ 19.33	0.664633
Tax Assessor Late Assess Fee	3042	\$	153.11	\$ 101.76	0.664633
Drug Control - PA	3044	\$	588.16	\$ 390.91	0.664633
American Rescue Plan	3046	\$	17,895.38	\$ 11,893.85	0.664633
Emergency Squad	3400	\$	1,878.15	\$ 1,248.28	0.664633



Museum	3401	\$	1,030.52	\$	684.92	0.664633
County Road Sales Tax	3402	\$	141,897.69	\$	94,309.83	0.664633
Animal Welfare and Control	3404	\$	2,771.99	\$	1,842.35	0.664633
Federal Drug Forfeiture	3405	\$	0.26	\$	0.17	0.664633
Criminal Justice Sales Tax	3407	\$	140,528.10	\$	93,399.55	0.664633
Teen Court	3411	\$	17.78	\$	11.82	0.664633
Soil Conservation	3413	\$	1,085.39	\$	721.39	0.664633
Extension	3414	\$	1,065.14	\$	707.93	0.664633
AR Forestry Commission	6006	\$	630.32	\$	418.93	0.664633
Law Library	6009	\$	852.71	\$	566.74	0.664633
County Adm Justice	6010	\$	9,681.62	\$	6,434.72	0.664633
County Sheriff's Office Fund	6017	\$	8,218.62	\$	5,462.36	0.664633
City of Conway	6600	\$	135,066.85	\$	89,769.83	0.664633
City of Damascus	6601	\$	299.38	\$	198.98	0.664633
City of Vilonia	6602	\$	5,493.36	\$	3,651.07	0.664633
City of Guy	6603	\$	1,190.04	\$	790.94	0.664633
City of Mt Vernon	6604	\$	127.35	\$	84.64	0.664633
City of Enola	6605	\$	217.41	\$	144.50	0.664633
City of Greenbrier	6606	\$	9,455.02	\$	6,284.11	0.664633
City of Wooster	6607	\$	1,660.51	\$	1,103.63	0.664633
City of Mayflower	6608	\$	3,454.65	\$	2,296.07	0.664633
City of Quitman	6609	\$	63.49	\$	42.20	0.664633
City of Twin Groves	6610	\$	351.08	\$	233.34	0.664633
City of Holland	6611	\$	180.35	\$	119.87	0.664633
Conway Schools	6700	\$	132,710.53	\$	88,203.74	0.664633
Vilonia Schools	6701	\$	22,246.35	\$	14,785.65	0.664633
Guy-Perkins Schools	6702	\$	5,058.66	\$	3,362.15	0.664633
Mt Vernon-Enola Schools	6703	\$	4,265.40	\$	2,834.92	0.664633
Greenbrier Schools	6704	\$	31,554.10	\$	20,971.88	0.664633
Mayflower Schools	6705	\$	10,277.25	\$	6,830.60	0.664633
Southside Schools	6706	\$	1,248.06	\$	829.50	0.664633
Quitman Schools	6707	\$	2,914.71	\$	1,937.21	0.664633
Rose Bud Schools	6708	\$	232.22	\$	154.34	0.664633
Pulaski County Special Schools	6709	\$	435.10	\$	289.18	0.664633
		\$	<b>1,215,474.83</b>	\$	<b>807,844.17</b>	

Commission Earned (8401)	\$	1,215,474.83
Interest Earned (7501)	\$	24,934.01
Less Office Expenses (2023)	\$	(322,564.67)
Less Treas Automation Fund Transfers	\$	(110,000.00)
Total Excess Commission	\$	807,844.17

0.664632578


A handwritten signature in blue ink, appearing to read "Jennifer Massey". The signature is written in a cursive, flowing style.

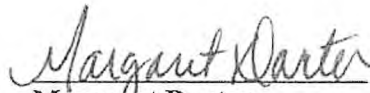
IN THE COUNTY COURT OF FAULKNER COUNTY  
AMENDED  
COURT ORDER 24-062

IN THE MATTER OF  
ASSESSOR SALARY & EXPENSES OVERPAYMENT  
& COLLECTOR'S UNAPPORTIONED INTEREST

It is hereby ordered that the Assessor's Salary & Expense Overpayment in the amount of (\$12,075.47) and the Collector's Unapportioned interest in the amount of \$183,540.25 shall be distributed to the taxing entities by the Faulkner County Treasurer pursuant to Exhibit A, which is attached hereto.

IT IS SO ORDERED.

  
Allen Dodson  
Faulkner County Judge  
March 21, 2024

  
Margaret Darter  
Faulkner County Clerk  
Based on the request & documents  
Provided by the Treasurer

Assessors Salary & Expense Overpayment for FTS 2023

2023 Collector Unapportioned Interest

		<u>Funds to 1805 during FTS</u>	<u>Actual Office Expense</u>	<u>Diffence</u>	
Assessor	0105	\$ 1,461,499.59	\$ 1,462,876.06	\$ (1,376.47)	
Civil Atty	0430	\$ 208,275.28	\$ 218,278.79	\$ (10,003.51)	
EQ Brd	0106	\$ 8,179.24	\$ 8,085.54	\$ 93.70	
		<u>\$ 1,677,954.11</u>	<u>\$ 1,689,240.39</u>	<u>\$ (11,286.28)</u>	
				\$ 8,580.80	lctf in Unapportioned after FTS
				\$ (9,369.99)	2022 Overpayment Error
				<u>\$ (12,075.47)</u>	

Fund	Schools				AS&EO	Interest
1	6700 CONWAY SD #1	\$	46,012,911.21	0.489497969	\$ (5,910.92)	\$ 89,842.58
17	6701 VILONIA SD #17	\$	7,001,378.77	0.074482588	\$ (899.41)	\$ 13,670.55
34	6702 GUY SD #34	\$	1,708,788.92	0.018178565	\$ (219.51)	\$ 3,336.50
41	6703 MT VERNON/ENOLA SD #41	\$	1,418,562.18	0.015091053	\$ (182.23)	\$ 2,769.82
47	6704 GREENBRIER SD #47	\$	10,585,744.97	0.112614058	\$ (1,359.87)	\$ 20,669.21
78	6705 MAYFLOWER SD #78	\$	3,296,196.33	0.035065841	\$ (423.44)	\$ 6,435.99
2	6706 SOUNTHSIDE SD #2	\$	434,015.59	0.004617177	\$ (55.75)	\$ 847.44
21	6707 QUITMAN SD #21	\$	1,007,917.74	0.010722505	\$ (129.48)	\$ 1,968.01
35	6708 ROSEBUD SD #35W	\$	88,361.63	0.000940015	\$ (11.35)	\$ 172.53
77	6709 PULASKI CO #77	\$	136,413.24	0.001451201	\$ (17.52)	\$ 266.35
801	1000 COUNTY GENERAL	\$	8,526,547.80	0.090707754	\$ (1,095.35)	\$ 16,648.52
802	2000 COUNTY ROAD	\$	3,404,958.85	0.036222886	\$ (437.41)	\$ 6,648.36
803	3008 COUNTY LIBRARY	\$	1,843,078.20	0.019607171	\$ (236.77)	\$ 3,598.71
32	3400 EMERGENCY SQUAD	\$	67,429.73	0.000717336	\$ (8.66)	\$ 131.66
39	3401 FAULKNER COUNTY MUSEI	\$	51,015.47	0.000542717	\$ (6.55)	\$ 99.61
40	3404 ANIMAL WELFARE & CONT.	\$	91,796.66	0.000976558	\$ (11.79)	\$ 179.24
41	3413 SOIL CONSERVATION	\$	50,443.84	0.000536635	\$ (6.48)	\$ 98.49
38	3414 EXTENSION SERVICE TAX	\$	51,046.16	0.000543043	\$ (6.56)	\$ 99.67
	3042 LATE ASSESSMENT FEE	\$	3,803.50	4.04627E-05	\$ (0.49)	\$ 7.43
101	6600 CONWAY CITY	\$	3,187,623.68	0.033910815	\$ (409.49)	\$ 6,224.00
201	CONWAY CITY ROAD	\$	1,487,557.61	0.015825046	\$ (191.09)	\$ 2,904.53
301	CONWAY POLICE PENSION	\$	418,493.87	0.004452053	\$ (53.76)	\$ 817.13
401	CONWAY FIREMAN PENSIO	\$	418,493.87	0.004452053	\$ (53.76)	\$ 817.13
501	CONWAY NON-UNIFORM PE	\$	418,493.34	0.004452047	\$ (53.76)	\$ 817.13
33	CONWAY CITY RECREATIO	\$	22,573.35	0.000240142	\$ (2.90)	\$ 44.08
34	CONWAY CITY CEMETERY	\$	21,162.93	0.000225137	\$ (2.72)	\$ 41.32
35	CONWAY ANIMAL SHELTER	\$	16,483.33	0.000175354	\$ (2.12)	\$ 32.18
102	6601 SOUTHSIDE CITY/DAMASCU	\$	8,672.02	9.22554E-05	\$ (1.11)	\$ 16.93
202	SOUTHSIDE CITY/DAMASCU	\$	4,046.95	4.30526E-05	\$ (0.52)	\$ 7.90
104	6602 VILONIA CITY	\$	152,969.41	0.00162733	\$ (19.65)	\$ 298.68
204	VILONIA CITY ROAD	\$	71,385.73	0.000759421	\$ (9.17)	\$ 139.38
36	VILONIA CITY VOL	\$	978.69	1.04115E-05	\$ (0.13)	\$ 1.91
106	6603 GUY CITY	\$	36,707.78	0.000390507	\$ (4.72)	\$ 71.67
206	GUY CITY ROAD	\$	12,847.71	0.000136677	\$ (1.65)	\$ 25.09
107	6604 MT VERNON CITY	\$	3,136.78	3.33699E-05	\$ (0.40)	\$ 6.12
207	MT VERNON CITY ROAD	\$	1,909.34	2.03121E-05	\$ (0.25)	\$ 3.73
108	6605 ENOLA CITY	\$	4,328.57	4.60485E-05	\$ (0.56)	\$ 8.45
208	ENOLA CITY ROAD	\$	4,040.01	4.29787E-05	\$ (0.52)	\$ 7.89
109	6606 GREENBRIER CITY	\$	292,087.47	0.003107307	\$ (37.52)	\$ 570.32
209	GREENBRIER CITY ROAD	\$	102,230.62	0.001087557	\$ (13.13)	\$ 199.61
110	6607 WOOSTER CITY	\$	47,792.78	0.000508433	\$ (6.14)	\$ 93.32
210	WOOSTER CITY ROAD	\$	22,303.29	0.000237269	\$ (2.87)	\$ 43.55
111	6608 MAYFLOWER CITY	\$	101,557.70	0.001080399	\$ (13.05)	\$ 198.30
211	MAYFLOWER CITY ROAD	\$	35,545.19	0.000378139	\$ (4.57)	\$ 69.40
37	MAYFLOWER CITY VOL	\$	663.23	7.05565E-06	\$ (0.09)	\$ 1.29
105	6609 QUITMAN CITY	\$	1,933.37	2.05677E-05	\$ (0.25)	\$ 3.78

6002

AS&EO

Interest

31

56



205		QUITMAN CITY ROAD	\$	676.68	7.19872E-06	\$	(0.09)	\$	1.32
103		6610 TWIN GROVES CITY	\$	9,946.93	0.000105818	\$	(1.28)	\$	19.42
203		TWIN GROVES CITY ROAD	\$	3,164.91	3.36692E-05	\$	(0.41)	\$	6.18
212		6611 HOLLAND CITY ROAD	\$	6,571.98	6.99146E-05	\$	(0.84)	\$	12.83
TIMB		TIMBER TAX	\$	30,068.68	0.000319879	\$	(3.86)	\$	58.71
13		6818 CONWAY MULTI IMP DIST	\$	139,475.63	0.00148378	\$	(17.92)	\$	272.33
73		6816 CENTRAL BUSINESS IMP DI	\$	88,842.54	0.000945131	\$	(11.41)	\$	173.47
14		6819 CONWAY WILLS DR WATER	\$	13,851.18	0.000147353	\$	(1.78)	\$	27.05
25		6518 TWIN GROVES FIRE DIST	\$	6,312.46	6.71537E-05	\$	(0.81)	\$	12.33
28		6803 TUPELO IMP DIST	\$	30,274.14	0.000322065	\$	(3.89)	\$	59.11
29		6804 LEVEE DIST	\$	-	0	\$	-	\$	-
50		6501 BEAVERFORK FIRE DIST	\$	182,528.87	0.001941792	\$	(23.45)	\$	356.40
51		6500 HILLTOP FIRE DIST	\$	42,312.53	0.000450132	\$	(5.44)	\$	82.62
52		6502 PINE VILLAGE FIRE DIST	\$	25,405.11	0.000270266	\$	(3.26)	\$	49.60
53		6503 SALTILLO FIRE DIST	\$	40,482.60	0.000430665	\$	(5.20)	\$	79.04
55		6504 MAYFLOWER FIRE DEPT	\$	229,018.35	0.00243636	\$	(29.42)	\$	447.17
56		6505 MT. VERNON FIRE DEPT	\$	9,548.63	0.000101581	\$	(1.23)	\$	18.64
57		6507 WESCON FIRE DEPT	\$	11,433.14	0.000121629	\$	(1.47)	\$	22.32
59		6506 CATO FIRE DEPT	\$	25,843.29	0.000274928	\$	(3.32)	\$	50.46
61		6509 GUY FIRE DEPT	\$	24,106.50	0.000256452	\$	(3.10)	\$	47.07
62		6510 LIBERTY FIRE DEPT	\$	120,822.84	0.001285347	\$	(15.52)	\$	235.91
63		6511 HOLLAND FIRE DEPT	\$	11,223.53	0.000119399	\$	(1.44)	\$	21.91
64		6508 HWY 286 EAST FIRE DEPT	\$	93,643.21	0.000996202	\$	(12.03)	\$	182.84
65		6512 CENTERVILLE FIRE DEPT	\$	15,063.06	0.000160245	\$	(1.94)	\$	29.41
66		6513 VILONIA FIRE DEPT	\$	57,920.13	0.00061617	\$	(7.44)	\$	113.09
67		6514 WOOSTER FIRE DEPT	\$	65,663.59	0.000698547	\$	(8.44)	\$	128.21
69		6517 ENOLA FIRE DEPT	\$	27,478.99	0.000292329	\$	(3.53)	\$	53.65
86		6815 SEVEN POINT LAKE PROJEC	\$	12,099.75	0.00012872	\$	(1.55)	\$	23.63
		Grand Total	\$	<u>94,000,208.67</u>		\$	<u>(12,075.51)</u>	\$	<u>183,540.21</u>

\$ (12,075.47) ✓ \$ 183,540.25 ✓